


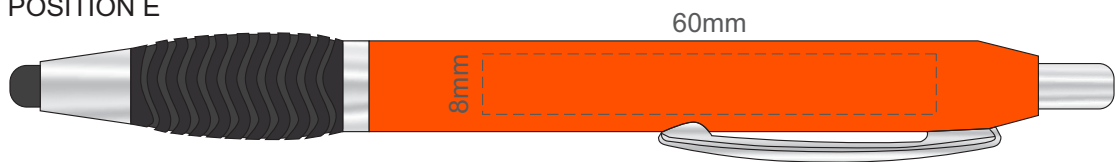



100% of Actual Size  
Pad Print

POSITION K




POSITION E





100% of Actual Size  
Offset Print FRONT

185mm




68mm

Blue Line = The SIGNIFICANT PRINT AREA  
(Keep all critical images & text within this box)  
Black Line = Maximum print area, Trim Line  
Pink Line = Bleed off to here

100% of Actual Size  
Offset Print BACK

185mm



68mm

Blue Line = The SIGNIFICANT PRINT AREA  
(Keep all critical images & text within this box)  
Black Line = Maximum print area, Trim Line  
Pink Line = Bleed off to here

