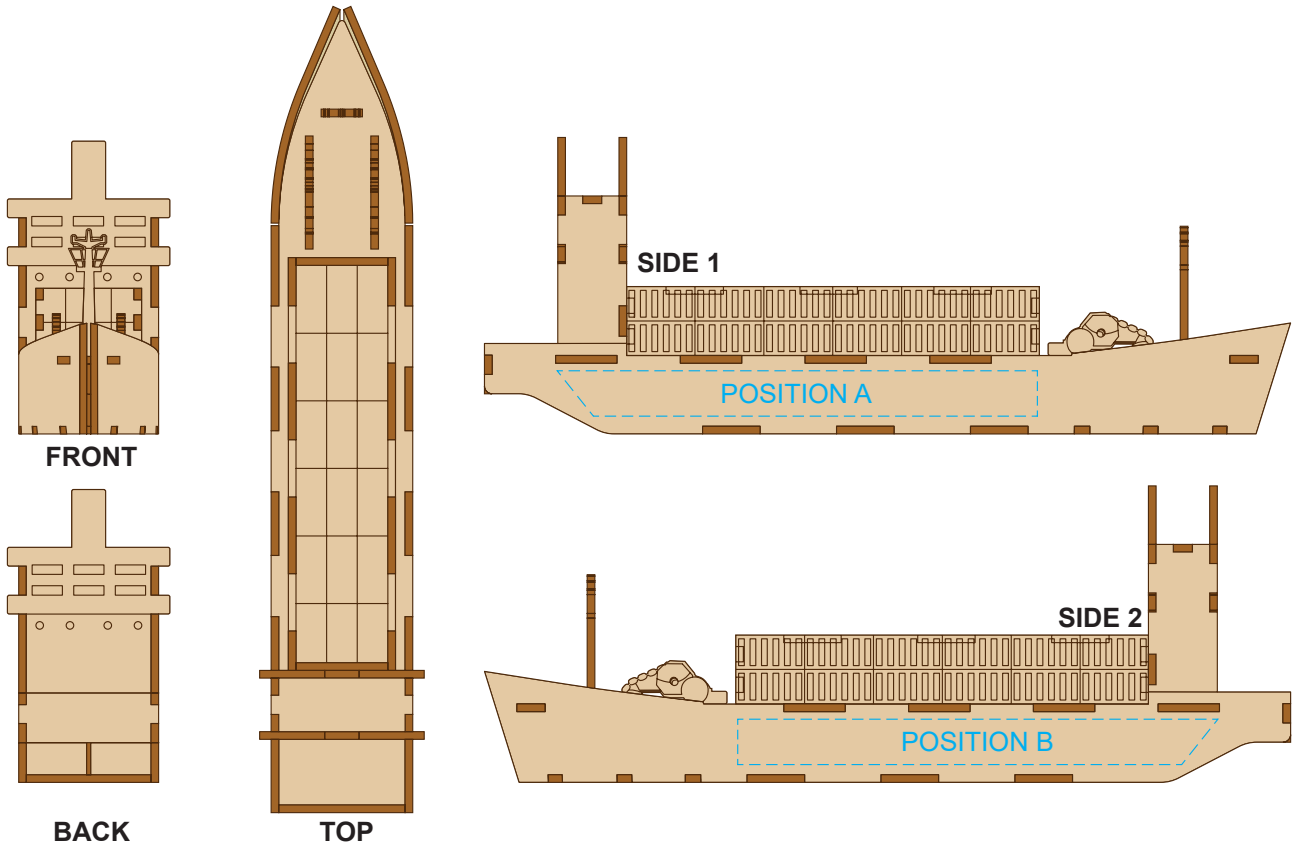


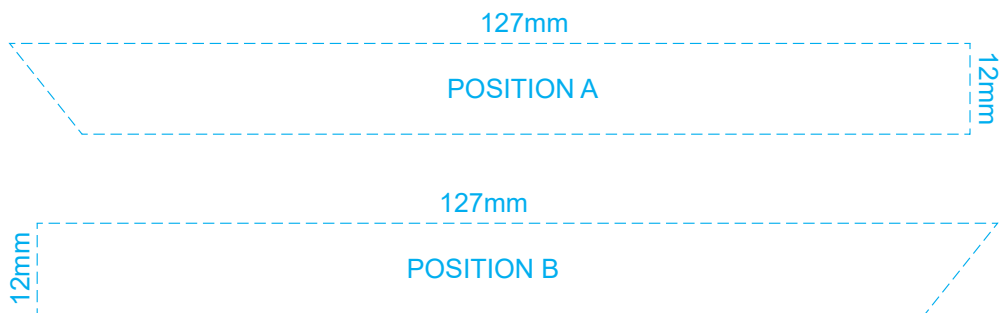
50% of Actual Size
Screen Print (One Colour)



Up to a 2mm tolerance is expected for alignment of the printed artwork against the engraved lines. Slight inconsistencies are to be considered acceptable if the artwork is printed over an engraved line.

Blue Line = Safe area for Arwork

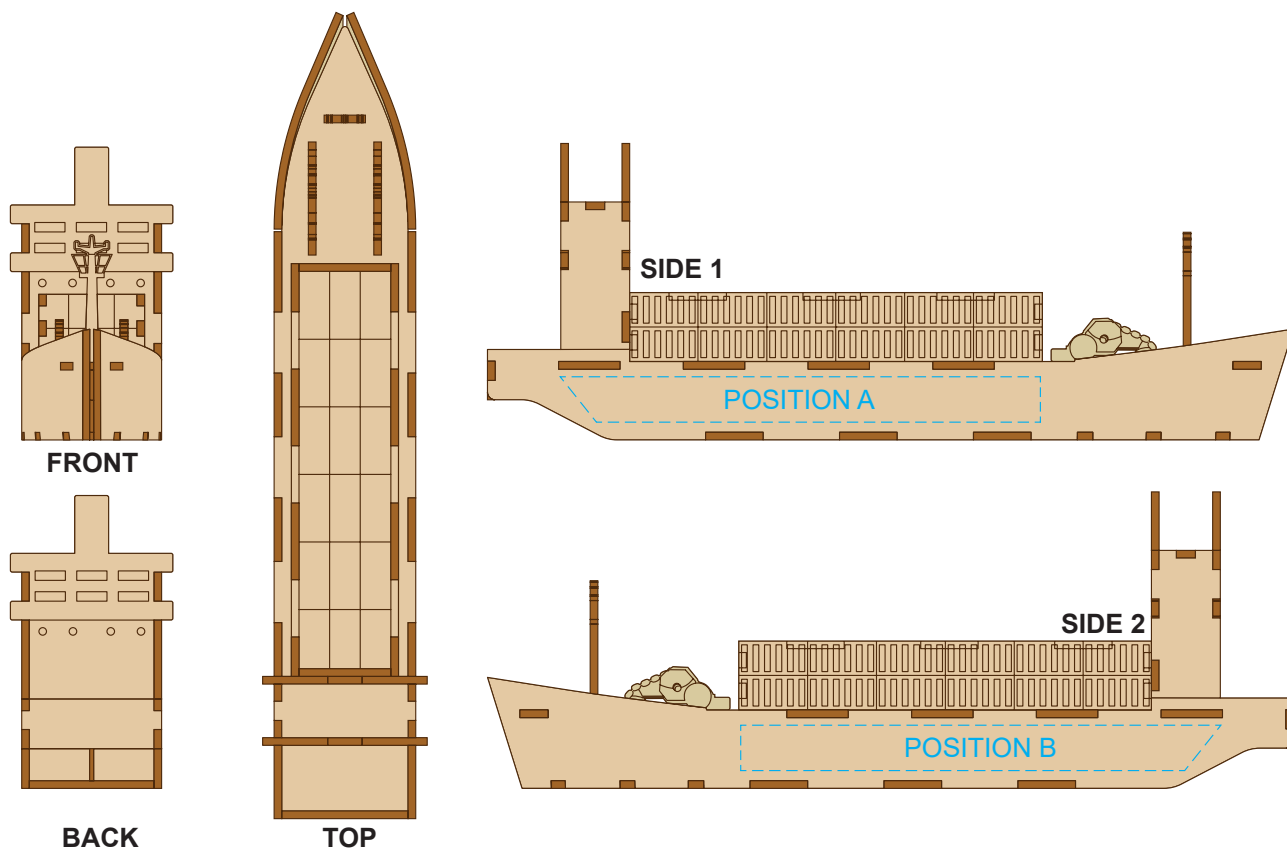
100% of Actual Artwork Print Area



BRANDING SPECIFICATION - Cargo Ship Wooden Model - 124038

This product is made from natural wood, therefore some slight colour variation are considered acceptable. The product is provided flat packed in a cardboard sleeve with assembly instructions.

50% of Actual Size
Laser Engraving



This product is a natural material, please allow for variances in grain pattern and engraving colour. Up to a 2mm tolerance is expected for alignment of the printed artwork against the engraved lines. Slight inconsistencies are to be considered acceptable if the artwork is printed over an engraved line.

Blue Line = Safe area for Artwork

 Laser engraves to a natural etch


100% of Actual Artwork Print Area



BRANDING SPECIFICATION - Cargo Ship Wooden Model - 124038

This product is made from natural wood, therefore some slight colour variation are considered acceptable. The product is provided flat packed in a cardboard sleeve with assembly instructions.

70% of Actual Size
Digital Packaging Print



Artwork will be printed directly onto the product via CMYK printing (no white)
Colours will not be vibrant due to white ink not being available for this process.

BRANDING SPECIFICATION - Cargo Ship Wooden Model - 124038

The pre-printed cardboard sleeve will come with assembly instructions at the back.